

606 and 404 Pumps


Water Wonders, Inc. only uses the highest quality pumps in our fountains. They are built to last for many years. If the pump should fail, the manufacturers' warranty will cover the pump within one year of its purchase. In order to expedite the process of any pump repair issue, we ask that you first attempt to repair the pump yourself. This saves time and money, and will allow you to get your fountain back running normal with minimal delay and effort.

The following is a step by step process of how to repair the 404 and 606 pumps.


- The most common cause of poor pump performance is the impeller inside the pump being corroded with minerals and sediment from the water. To help prolong the pump life, we recommend the use of purified water.
 1. Remove the pump from the fountain. The first step in gaining access to the impeller is to remove the black plastic cover from the pump by gently pulling away from the pump body, as seen below. It may be tight, but it will snap off.




2. Once the cover has been removed, the output nozzle and impeller cap can be removed by pushing out the tabs inside the pump body, as shown below, and pulling out the cap.



3. Remove the impeller from the pump body by hand. There is a good chance that if it has been performing poorly, there is sediment and mineral deposits encrusted around the magnet.



4. Set the impeller in a solvent solution. The most effective product is C.L.R.[™], available at most grocery and hardware stores. The magnet should be clean after soaking for about 20 min. in a 50/50 solution of C.L.R. and water.



5. Replace the impeller and all the pump components as they were removed from the pump. Before connecting back to the fountain, set the pump in a bucket with water and plug it in to make sure that it is working. If it sounds like the pump is on but little if any water is flowing, tap the pump against the side of the bucket to kick start the impeller in case it has become stuck.
6. If the pump still does not work, contact a sales representative at Water Wonders.